



**PROVEN FOR  
ENERGY EFFICIENCY**



# Lupus

## STRUCTURAL ROOF GLAZING



This roof glazing maximizes the daylight entering your building, and improves your indoor environment. Beautifully designed, it also enhances the overall architectural impression. Lupus is made of the highest quality inorganic materials, with great attention to detail. It is built to last.

This is the market's most energy-efficient roof glazing. It can reduce your heating costs by up to 40% compared with traditional roof glazing systems. Its highly insulated upstands help to minimize heat loss. Unlike other manufacturers, Primalux will calculate the U-values for using Lupus in your specific project, and show you the potential savings on your energy costs (see U-value section overleaf).

Lupus is a very flexible roof glazing system. It can be adapted to fit the specific needs of your project, and you can choose from a variety of glass options and ventilation systems.

Lupus is supplied in ready-assembled units including glass, frame, insulation and ventilation. This helps reduce installation time on your building site.

This glazing is suitable for flat roof and ridge constructions in schools, homes, malls as well as offices and other commercial buildings.



.....  
*Primalux products are made in Denmark by Primalux A/S, a European market leader in bespoke roof-light solutions. Our aim is to deliver the best value for skylights, when you compare building costs and consider the energy we save you over a five-year period. We offer you the best-insulated skylights on the market. Our products reduce the amount of insulation needed in your building project, saving you further money. Our skylights go further than simply conforming to national and European standards. We exceed quality and safety demands in U-values, strength against wind load, and effectiveness in fire and smoke resistance. Our vision is to lead the market in skylights through constant product development, and to continue providing our customers with well-designed, effective solutions.*

- For roof angles 15° – 70°.
  - < 20° only fixed glass units.
  - > 20° comfort ventilation is available.
- Gable: Hip roofs depending on angle.  
Vertical gables in timber and glass.
- Upstand: Frame height:
  - Upstand (timber): From 200 mm with jumps of 50 mm.
  - Frame height is measured vertically.
 Thickness of frame:
  - 9 mm plywood/45 mm insulation/9 mm plywood
 Upstand height depends on insulation depth.

## DOCUMENTATION

### U-Values And Your Project

All parts of buildings release heat to the surrounding environment, with some building materials insulating better than others. Fortunately, we can calculate the amount of energy passing through different materials and compare their insulative capabilities. These calculations help us to design the most energy-efficient skylights possible.

The calculations provide what is called a U-value, which measures how much energy (in Watts) is lost to the surroundings in relation to the product's surface area and the temperature difference between outside and inside.

The U-value on a skylight is affected by a variety of influences – e.g. the size of the total surface area - and the heat lost at every join on the construction. Each time a new material is used, a calculation must be made for that specific material.

Together, these calculations enable the manufacturer to state the total and correct U-value for the specific construction.


Primalux are happy to supply fully documented calculations for your specific project, thereby showing you the potential energy savings.

CE standards state that manufacturers must be able to specify the U-value on any given finished product in your project, in order for you to calculate your exact heat loss and the overall heat loss for the building.


**For more details on Primalux and on specific Primalux products, please contact:**

**Panel Agency**  
**Phone: +44 (0)1474-872578**  
**Fax: +44 (0)1474-872426.**  
**Email: [sales@panelagency.com](mailto:sales@panelagency.com)**


**Panel Agency, Maple House, 5 Over Minnis, New Ash Green, Longfield Kent DA3 8JA United Kingdom**



Example of where heat loss must be calculated on an acrylic dome skylight



Example of where heat loss must be calculated on a glass skylight



Thermal cross section: Less heat loss indicated by the red colour